

Shunox®
FOOT - SCANNER

Ideal for : Hospitals | Orthopedic Clinincs | Sports Injury Centers | Rehabilitation Centers | Orthotists

The SHUNOX Foot-Scanner is a non-evasive optical device which helps orthopedic surgeons & certified podiatrists to assess Foot-base Contours, Shape, Arch type, Heel & Metatarsal fingers pressure points.

It also helps to detect deviations in natural foot-base structure (from heel to metatarsal & Left-Right foot weight distribution) which is the root cause of Ankle, Knee & lower back pain & allows them to administer a proper medical treatment.

How the Foot-Scanner works?

- A Person stands bare foot on a specialised rubber mat above the Scanner platform
- Specialized optical device captures foot-base contours, shape & Arch types along with all technical details
- Pressure points below Heel & Metatarsal finger Joints.
- Body balance between
  - Heel - forefoot
  - Left - Right foot
- Arch %
- Arch type- Flat-Normal-High

Cont., to page 4

Types of Foot Conditions as detected by the Foot Scanner

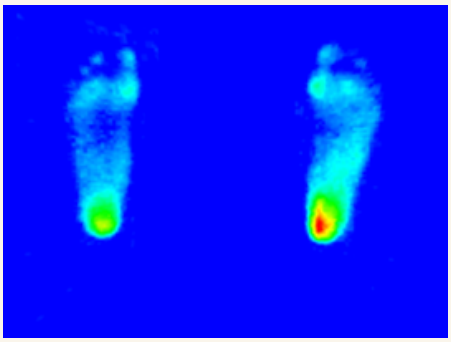
Children Flat Foot

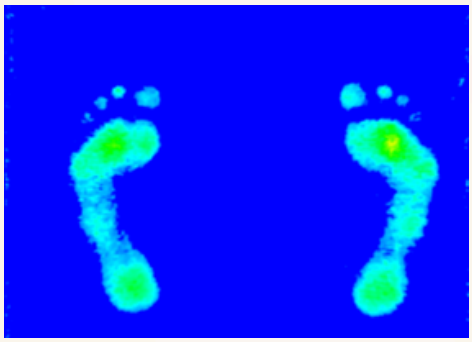
Cubold Collapse

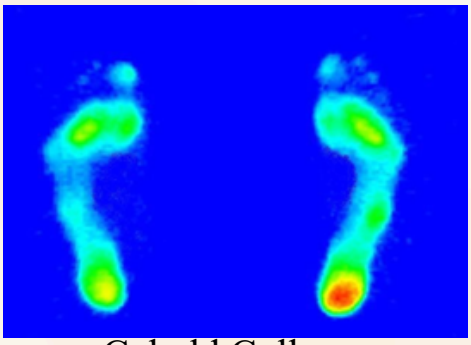
Cubold Collapse
Rear Foot Varus

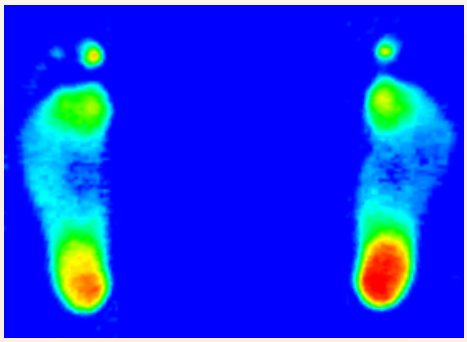
Flat Foot - Forefoot Valgus

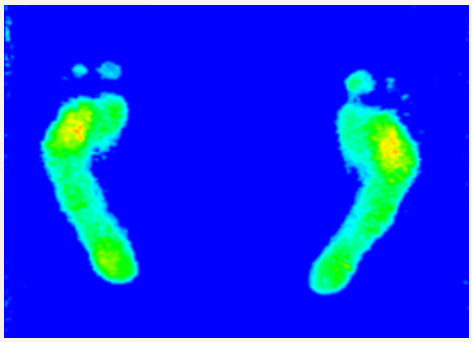
Flat Foot - Rearfoot Varus

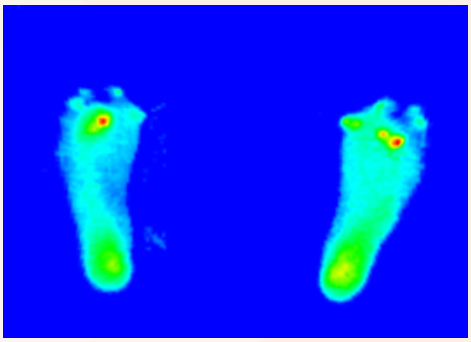
Flat Foot - Hallux Valgus

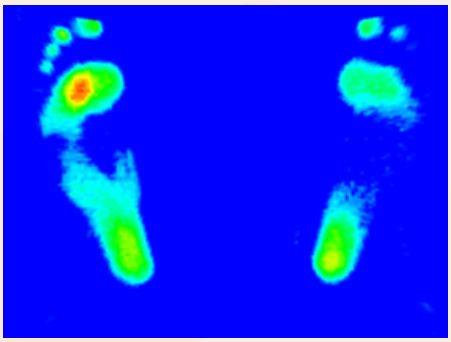
Flat Foot

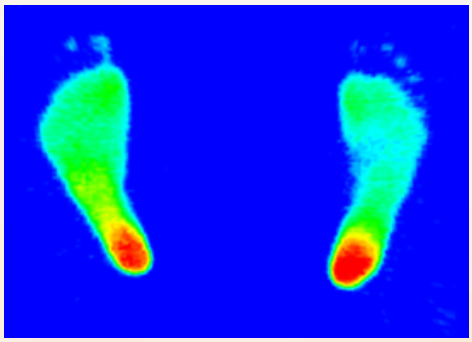
Flat Foot

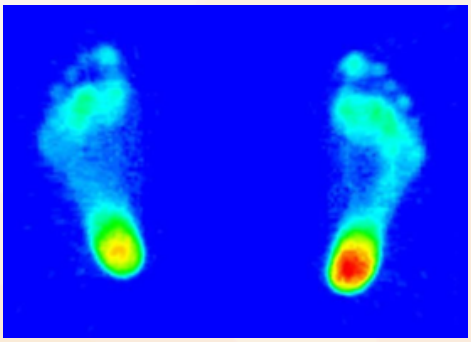
Forefoot Valgus - Flat Foot

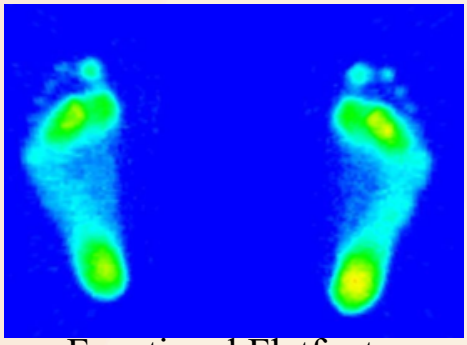
Functional Flatfoot -
Forefoot Valgus

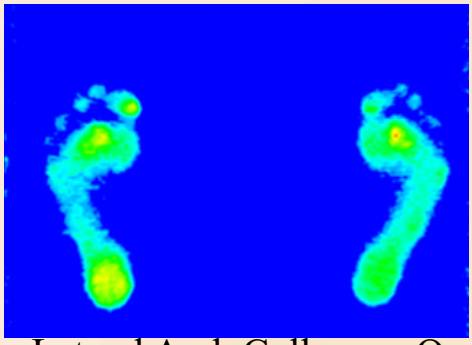
Lateral Arch Collapse - O
type Legs

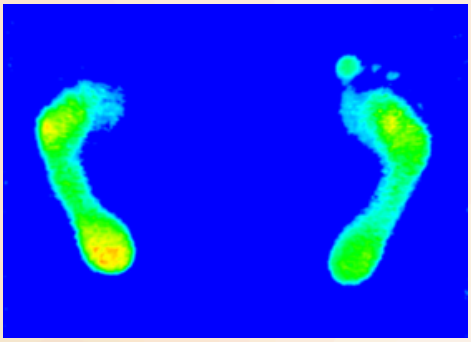
Lateral Collapse - Telipes

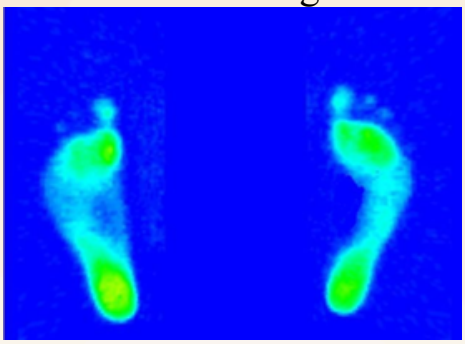
Left - Functional Flatfoot

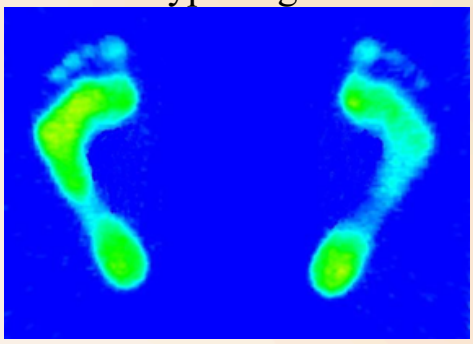
Left Foot Lateral Arch
Collapse

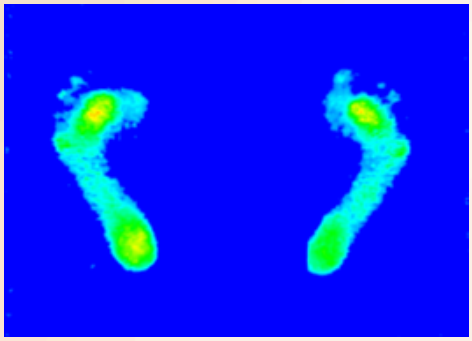
Left Foot Hallux Valgus -
Right Rearfoot Varus

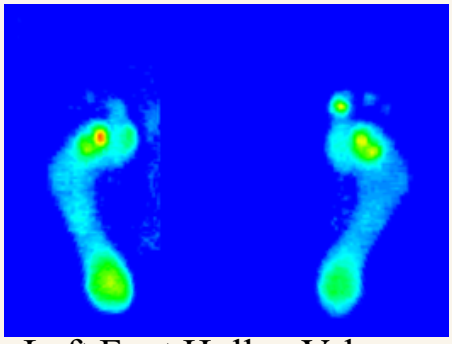
Left Foot Hullax Valgus - Metatarsal Collapse

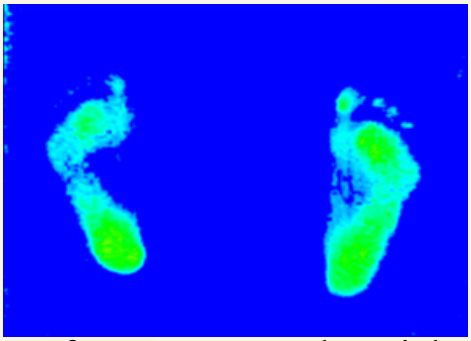
Left Foot Low Arch - Right Flatfoot

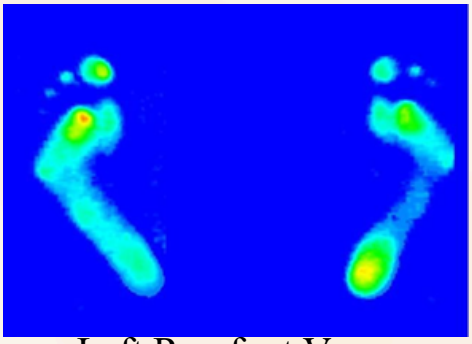
Left Rearfoot Varus Rightfoot Telipes

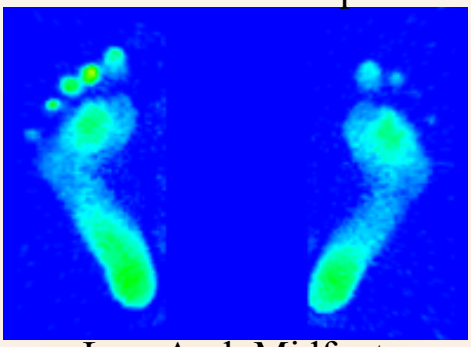
Low Arch Midfoot Collapse

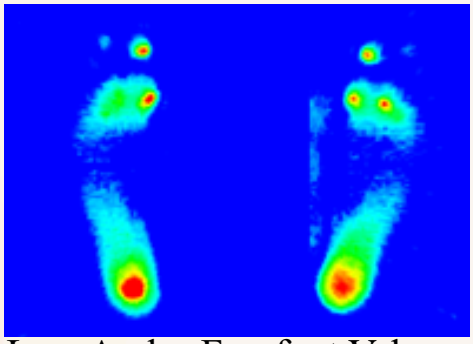
Low Arch - Forefoot Valgus and Midfoot Collapse

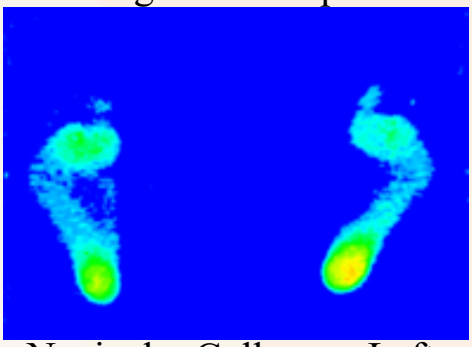
Navicular Collapse - Left Foot

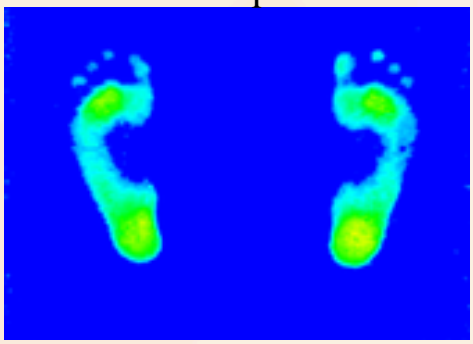
Navicular Collapse

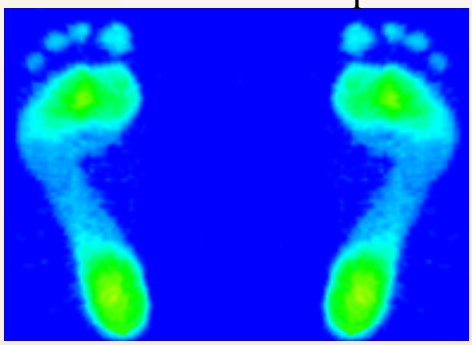
Normal Foot

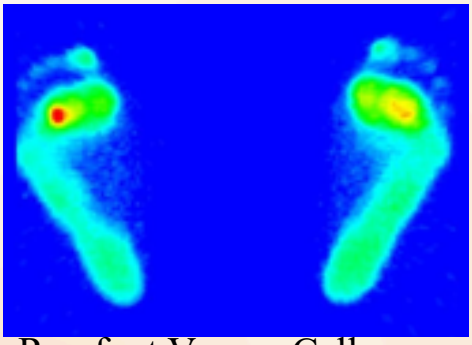
Rearfoot Varus - Callus on left foot

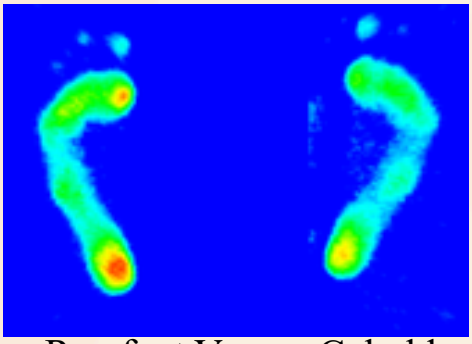
Rearfoot Varus - Cubold Collapse

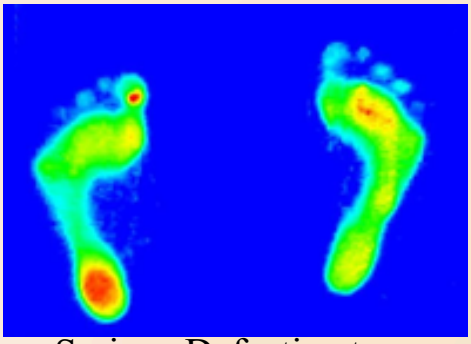
Serious Defective type Foot

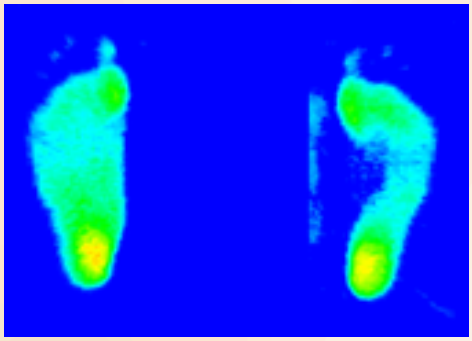
Serious Unbalanced Foot

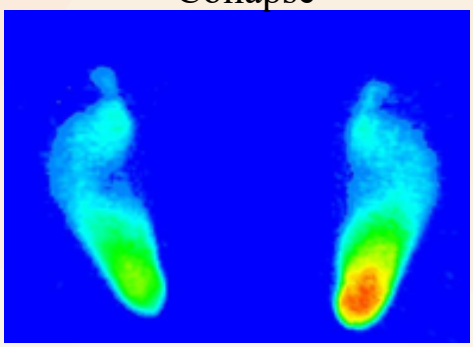
Structure Flat Foot

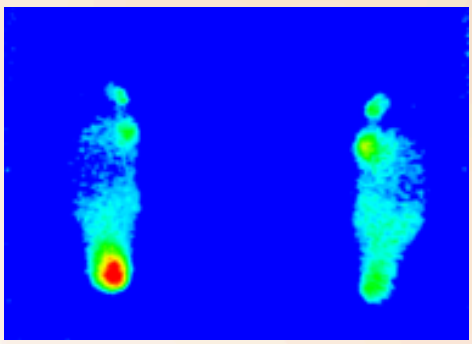
Structure Flat Foot - Forefoot Valgus

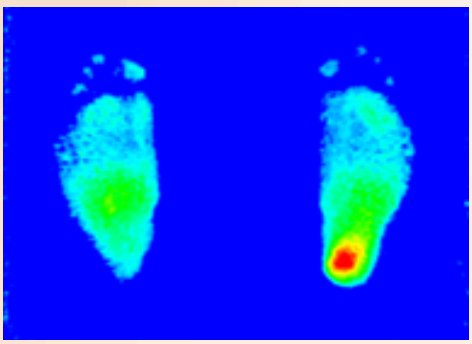
Structure Flatfoot

Cont., from page 1

A clinical report is generated displaying all technical details

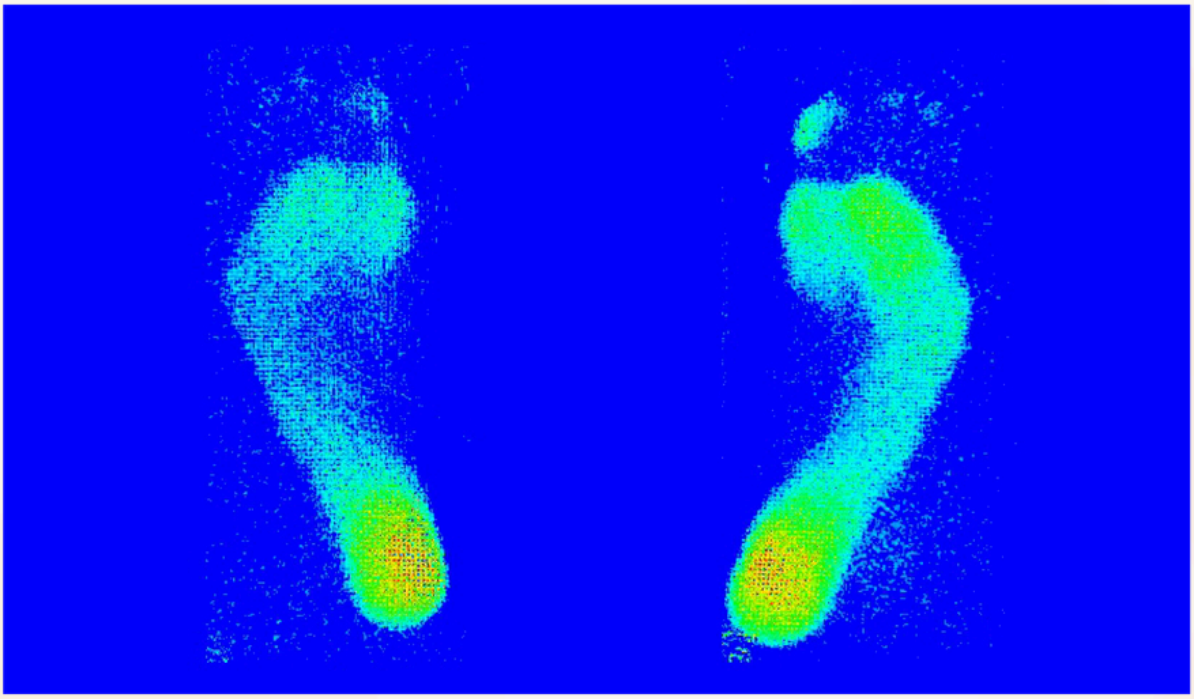

Rahul Singh			Age	: 40 Years	Height : 172 cm
Sector 63, Noida			Gender	: Male	Weight : 80 kg
City : Noida	Pin	: 201301	Mobile	: XXXXXXX	Diabetic : No
State : Uttar Pradesh	Country	: India	Email	: XXXXXXX@gmail.com	

Foot Pressure & Arch %				Foot Type			
Left		Right		Left		Right	
Fore foot %	: 50.61	Fore foot %	: 52.43	Length %	: **278.30**	Length %	: **278.30**
Heel %	: 49.39	Heel %	: 47.57	Width	: **103**	Width	: **102**
Total %	: **41.60**	Total %	: **58.40**	Width Type	: **Q+**	Width Type	: **Q**
Arch %	: **23.28**	Arch %	: **28.38**	Shoe Size	: **44**	Shoe Size	: **44**
Arch Type	: **Normal**	Arch Type	: **Low**	Fitting	: **E.Wide**	Fitting	: **Wide**
Recommended Fit: 0				Girth	: **0**	Girth	: **0**

- The Foot scanner is developed for prolonged usage & is durable with minimum maintanence.
- It operates on a 5 volts power generated from a USB of laptop/computer
- The Cost of this optical device is reasonably priced to increase users profitability for years to come.
- Installing this Foot scanner in a hospital/clinic increases footfall of patients

For Purchasing & installing this Foot-scanner, please contact:

Globus Nexgen tradex Pvt. Ltd.
E-189, Ist floor, sector 63
Noida. U.P. 201301
+91 8860336339 / +91 9810047820
Email - globusnexgen@gmail.com

An ISO 9001:2015 certified company